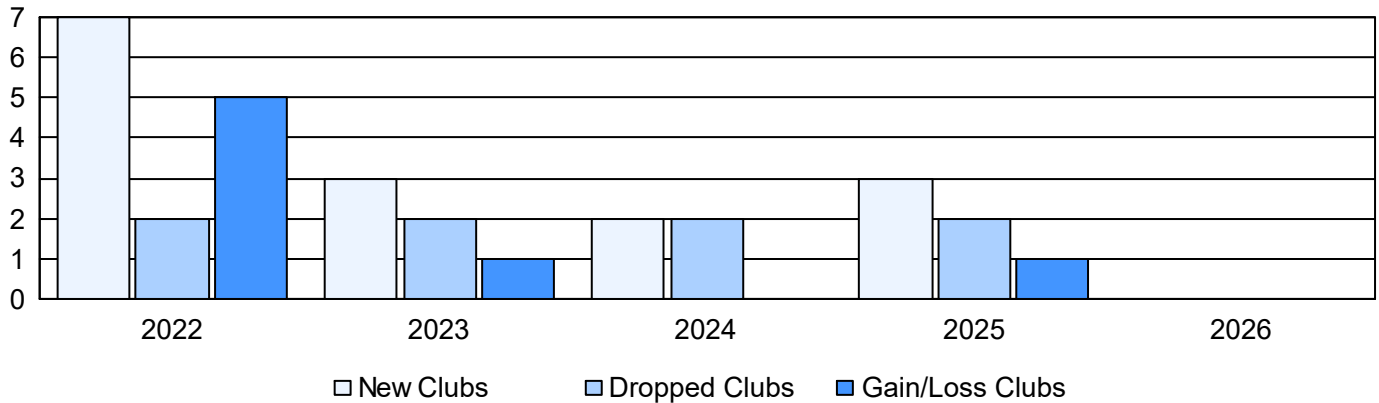
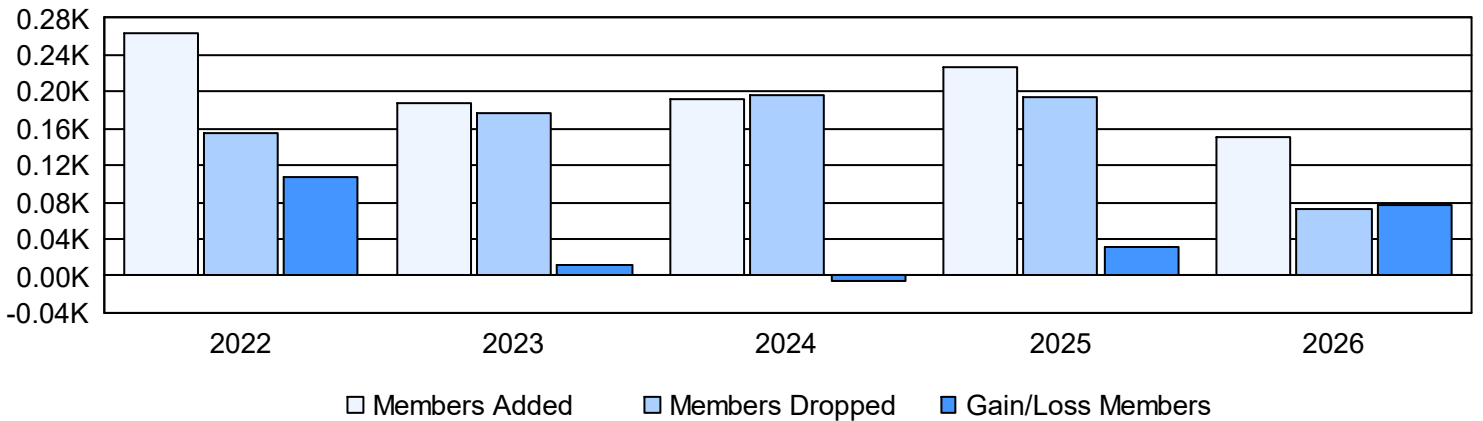


Year	New Clubs	Dropped Clubs	Gain/ Loss Clubs	New Members	Charter Members	Reinstate Members	Transfer Members	Total Member Added	Total Members Dropped	Gain/ Loss Members
2021-2022	7	2	5	70	183	3	8	264	156	108
2022-2023	3	2	1	119	66	1	1	187	176	11
2023-2024	2	2	0	142	45	1	3	191	197	-6
2024-2025	3	2	1	124	86	11	5	226	195	31
2025-2026	0	0	0	143	3	3	1	150	73	77
Average	3	2	1	120	77	4	4	204	159	44

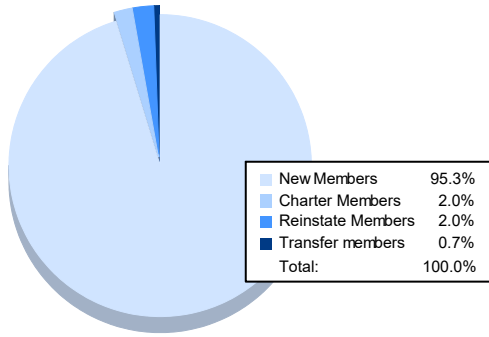
Clubs



Members



Membership Composition March 2026 Cumulative



Gender Composition March 2026 Cumulative

